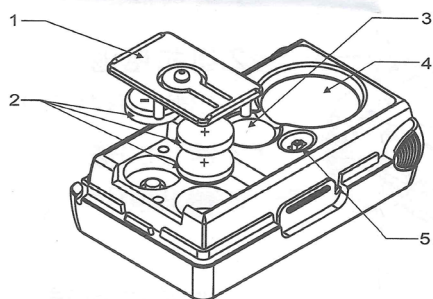




Extra strong magnifying glass for checking bank notes and jewelry assaying marks



1. Battery cover
2. Button battery (3 LR1130)
3. Lens 60x magnification
4. Lens 30x magnification
5. Switch between LED lamp and UV (currency detecting lamp).

Pull out the magnifier to first step position – the lamp will not be switched on. To switch on the lamp, pull the magnifier to position 2. With the switch you can choose between LED and UV (to check bank notes).



Replacing the batteries: Put a small coin (10 ct) into the groove of the lid and turn until the lid opens. Please respect the polarity (+/-) of the batteries when replacing the batteries.

